



Staff Report

Subject: Pavement Saw Purchase

Department/Program: Public Works/Pavement

Explanation: A concrete and asphalt pavement saw is included in the 2022 Budget; the amount budgeted is \$30,000. A pavement saw is a portable saw that cuts asphalt and concrete from ½ inch to 14 inches in depth. Pavement thickness can run anywhere from six inches to nine inches.

We solicited three bids from local suppliers:

Pat Kelly Equipment	\$31,050.00
K&K Supply	\$31,118.16
NuWay Concrete	\$31,961.50

Recommendation: Staff recommends the pavement saw be purchased from Pat Kelly Equipment, for a total cost of \$31,050.00.

Submitted By: Jim Link

Date: 1-24-2022



PAT KELLY EQUIPMENT CO., INC.

5920 N. Lindbergh Blvd.
Hazelwood, MO 63042-3124
... SALES - RENTALS - SERVICE - PARTS - SUPPLIES ...

www.palkelly.com

Call: (314) 895-9500 Fax: (314) 895-4474



Ship To :

IN STORE PICKUP

Invoice To :

CITY OF BALLWIN
14811 MANCHESTER RD
BALLWIN MO 63011

Attention: TOM MOORE

Branch 01 - HAZELWOOD		
Date 01/13/2022	Time 14:45:28 (O)	Page 1
Account No. CITY 023	Phone No. 6362278580	Invoice No. 00920
Ship Via CPU	Purchase Order	
Sales Tax Licence No. 12486582	Federal Exemption No.	
		Salesperson JS

PROPOSAL

Description ** Q U O T E ** EXPIRY DATE: 02/14/2022 Amount

Stock #: ? Serial #: 1016.99

STIHL TS-420

* \$1016.99 PER UNIT

TERMS: Net 30 days

WARRANTY: 90 days

AVAILABILITY AFTER RECEIPT OF ORDER: 4 weeks

Stock #: ? Serial #: 31050.00

HUSQVARNA FS-5000D

* 36" Blade Guard

* Water Kit

* Yanmar 4TNV88C-DHQ Engine

* 48hp

* Arbor size 1" single drive pin

* 7.8 gal Fuel tank

* Electric start

* Number of Belts 12

TERMS: Net 30 days

WARRANTY: 1 year

AVAILABILITY AFTER RECEIPT OF ORDER: 10 weeks

Subtotal: 32066.99

Quote Total: 32066.99

Authorization: _____

ABOVE PRICES GOOD FOR _____ DAYS.

Please refer to the above quotation number when placing your order.

SIGNATURE _____



535 North Highway Dr
 Fenton, MO 63026
 kandksupply.com
 636-349-1141 Phone
 636-349-1183 Fax

Status: Quote

Quote #: q15930

Quote To: Fri 8/13/2021 9:00AM

Operator: HENRY SCHAD

Terms: ON RECEIPT

Customer #: 10668

CITY OF BALLWIN

Phone 636-227-8580

#1 GOVERNMENT CENTER

BALLWIN, MO 63011-4617

Salesman: HENRY SCHAD

Qty	Key	Items Sold	Status	Each	Price
1	HU542773866	36" X .165 DIAMOND BLADE F927 SERIES J&R	Retail	\$1,009.31	\$1,009.31
1	MISC.	FS5000D HUSQVARNA WALK BEHIND SAW HU967207318	Retail	\$31,118.16	\$31,118.16

Quote valid for 30 days.

		Sales: \$32,127.47			
Subtotal: \$32,127.47			Total: \$32,127.47	Paid: \$0.00	Amount Due: \$32,127.47

Signature: _____

CITY OF BALLWIN



Nu Way Concrete Forms, Inc.

4190 Hoffmeister Avenue
 St Louis, Missouri 63125
 Phone: 800.542.1214
 Phone: 314.544.1214
 Fax: 314.544.7665

Quotation

Quote No 316235
Quote Date 01/18/2022
Expire Date 01/19/2022
Customer 1591
Purchaser WRITTEN PO
Your Ref QUOTE - TOM MOORE
Delivery By 01/18/2022
Entered By Kyle Jones
Sales Rep ANDY SMITH
Ship Via CPU

Invoice Address

CITY OF BALLWIN
 1 GOVERNMENT CENTER
 Ballwin, Missouri, 63011

Other Address

CITY OF BALLWIN
 1 GOVERNMENT CENTER
 Ballwin, Missouri, 63011



Special Instructions	Notes
Tom Moore: 314-606-8870 Email: tmoore@ballwin.mo.us	

Line	Product Code	Description	Qty/Footage	Tax	Price	Per	Total
1	zz_SOPO_CONSTRUCT ON EQUIPMENT_6481	Husqvarna - 967207321 - FS5000D - 36" Floor Saw w/ E-Track & Clutch	1 ea	N	31,961.50	ea	31,961.50
2	CRAD TS420	14" Stihl Demo saw With x2 Air Filtration System 5" Cap.	1 ea	N	1,129.99	ea	1,129.99

Returns & exchanges must be made within 30 days.
 Refund must be accompanied by sales receipt.
 Restocking and/or handling charges may apply.

Thank you for your business !

Total Amount	33,091.49
Taxable at 7.738%	0.00
Sales Tax	0.00
Quotation Total	\$33,091.49

By your signature below, you are agreeing to the Terms and Conditions of sale.

 Buyer Date

Subject to our terms and conditions of sale. Further copies available on request.


Husqvarna FS 5000 D

Our modern FS 5000 D is a powerful diesel walk-behind floor saw with low emissions compliant with Tier 4 and Stage V regulations. The product's compact size, weight and balance is optimised for high production in service work applications cutting asphalt and concrete. With an impressive level of sustainable torque from the Yanmar diesel engine, it maximise production rates in the toughest conditions and contributes to a healthier working environment. The modern, service-friendly design, ergonomic controls and electronic support systems are highly intuitive, with focus on operator efficiency and convenience. The product is available with single speed or with 3-speed gearbox, as well as blade clutch, electronic tracking system on the rear axle, 5th wheel, light kit, water pump kit and weight kits.

🌀 Cutting depth, **374 mm**
max

● Output power **35.5 kW**
(As rated by the
engine/motor
manufacturer)

🌀 Blade **750 mm**
diameter, max




Article number : FLOOR SAW FS 5000 D 48

hp | 750mm | CE | FP 3SPD ETRK w/cl - 967

20 73-38

FEATURES

Want to take a closer look? Learn more about the product in depth by exploring its features and benefits.



Powerful and fuel-efficient

Common-rail diesel engine with low emissions.



Low emissions

Equipped with diesel particle filter (DPF). Complies with Stage IIIB / Tier 4 regulations.


Intuitive and ergonomic control panel

All important functions are easy to reach and monitor, such as blade rpm, forward speed, electronic tracking, depth gauge, belt and pulley ratios, runtime and service minder.



Easy adjustment of tracking for straight cuts

Electric tracking system includes position indicator on the display, it can automatically return to neutral position and has the ability to memorise last used setting.



- Powerful and productive
- Ergonomic
- Adjustable and telescopic pointer
- Adjustable handles
- Convenient transport between truck and work site
- Quick dis-engagement at blade slam
- Easy assembly of blade guard

- Easy to operate
- Optimised display visibility
- Automatic depth stop
- Low maintenance
- Highly versatile 3-speed version
- Self-propelled
- Optimised weight distribution

SPECIFICATIONS

Engine

Output power (As rated by the engine/motor manufacturer)	35.5 kW
Output power at tool shaft	35.9 kW
Engine cooling	Water
Fuel tank volume	24.5 l
Cylinders	4
Number of strokes	4-stroke engine
Exhaust emissions (CO2 EU V)	838 g/kWh

Transmission

Transmission speed forward	3719 m/min
----------------------------	-------------------

Cutting equipment

Arbor diameter	25,4 mm
Blade depth control	Electro hydraulic
Blade diameter, max	750 mm
Cutting depth, max	374 mm

Dimensions

Product size length	1753 mm
Product size width	880 mm
Product size height	1332 mm
Weight	771 kg